








Please refer to the Parent Cover Letter for more detailed instructions and lesson plans.

Week 5	Reading	Sight Words	Math REVIEW WEEK	Science/Social Studies
Day 1 April 13				
Day 2 April 14	<p>Listen to the Tumblebooks Story Bailey</p> <p>Listen to your child read their decodable reader daily: Yes Zack Can Go</p>	<p>Rainbow write your sight words from List 4 Write each word down in a pencil first then trace each word with 5 different colors! :)</p> <p>Don't forget to send your teacher a picture of your work this week to earn Dojo Points!</p>	<p>Log onto Imagine Math for 15 minutes through Clever.</p> <p>Practice counting on to 100 from any number using the 100 Chart</p> <p>Have your child pick any number on the chart to start counting and they should count to 100. (Example start at 32 and count from 32 to 100.) Do this at least 4 times, using a different number each time.</p>	<p>SCIENCE - Introduce insects at BrainPop. The insects have 3 body parts..head, thorax, and abdomen, and six legs. They also have an exoskeleton (skeleton on the outside), while we have an endoskeleton, (skeleton on the inside.)</p>

<p>Day 3 April 15</p>	<p>20 minutes of Istation and Lexia</p>  	<p>Sight Word Chalk Hop! Have your child write down each word from List 5 using chalk then call out a word and have your child hop on then spell that word.</p> 	<p>Create a set of flashcards from 0-20 using whatever paper you have at home. You will need these for today and tomorrow's activities.</p>  <ul style="list-style-type: none"> Put the flashcards in order starting with 0 and ending at 20. Have your child count each number from 0-20 while pointing to each card. Then have them count backwards from 20-0 the same way. 	<p>Science -</p> <p>For more on "general" insects, go to Let's Find Out. We will get into specific insects next week.</p>
<p>Day 4 April 16</p>	<p>Log in to Clever > Starfall > Grade 2-3 English > <u>Build a Simple Sentence</u></p> <p>Before your child ends their sentence, PLEASE HAVE THEM ADD A PREPOSITION AND DESCRIBE WHERE ITS HAPPENING. EX. The spikey horse gallops <u>around the barn</u>!</p> <p>Circle the beginning capitalization with green and the ending punctuation with red.</p> <p>Draw a picture to match.</p> <p>Encourage your child to add a setting and lots of details.</p>	<p>Write 5 sentences using your sight words from list 6. Don't forget to draw your pictures to match your sentences! :)</p>	 <p>Mix up the flashcards created yesterday, then have your child do the following activities:</p> <ul style="list-style-type: none"> Identify the number on each card. Build a sets of each number 11-20 (use dry beans, cereal, pasta) Show them 2 numbers and ask one of the followig questions: <ul style="list-style-type: none"> Which one is more? Which one is less? 	<p>SS -"Star Spangled Banner" - Why is it important? It represents our country and the brave men who fought for our freedom. To hear the song, go to Star Spangled Banner Song</p>

Day
5
April
17

[Storybots Letter Z Song](#)

&

[R Blends song](#) R Blend Song

Discuss with your child different words that begin with the letter Z or any of the R Blends.

Log into Starfall using Clever and click on Learn to Read then scroll down to number 8 and click on the Sight Word Game. Have fun practicing your sight words with this fun game!



Shape Sorting Review Game

Log in to Clever > Starfall > Kindergarten > Geometry & Measurement > 2d/3d Shapes



Say the name of each shape as your child is sorting. Then have your child find things around the house that are 3D shapes (cylinder, cube, cone, sphere). Send a picture to your child's teacher of what you found for a Dojo point.

SS - Introduce the Statue of Liberty at [Let's Find Out](#) . Go to log in and the password is "kcp20." Click on magazine, then "American Symbols" video, then the "American Symbols Concentration" Game.